

MDF DOOR ORDER FORM

Use this order form for ordering MDF doors.

DATE _____ P.O.# _____ CONTACT _____

CUSTOMER _____

ADDRESS _____

CITY _____ STATE _____ ZIP _____

TELEPHONE _____ FAX NUMBER _____

Circle your selections from the categories listed below and to the right. Please fill out completely to avoid order delays.

Page _____ of _____						
<table style="width: 100%;"> <tr> <td style="width: 50%; text-align: center;">Quote</td> <td style="width: 50%; text-align: center;">Order</td> </tr> <tr> <td colspan="2" style="text-align: center;">Please circle one. Unless quote is clearly marked, we will release this order for production.</td> </tr> </table>	Quote	Order	Please circle one. Unless quote is clearly marked, we will release this order for production.			
Quote	Order					
Please circle one. Unless quote is clearly marked, we will release this order for production.						
<table style="width: 100%;"> <tr> <td colspan="2" style="text-align: center;">Rush Fee</td> </tr> <tr> <td style="width: 50%; text-align: center;">YES</td> <td style="width: 50%; text-align: center;">NO</td> </tr> <tr> <td colspan="2" style="text-align: center;">20% Rush Fee added to order. \$10 minimum.</td> </tr> </table>	Rush Fee		YES	NO	20% Rush Fee added to order. \$10 minimum.	
Rush Fee						
YES	NO					
20% Rush Fee added to order. \$10 minimum.						

Flat Panel Doors		Edge	Glass <i>Glass not provided</i>	Specify Finish Circle one choice from each column		Payment Method																																																																																																																																			
<table style="width: 100%;"> <tr> <td style="width: 50%;">Classic (Slab)</td> <td style="width: 50%;">IS 100</td> </tr> <tr> <td>V-Groove</td> <td>IS 200</td> </tr> </table>	Classic (Slab)	IS 100	V-Groove	IS 200	X	C2	To avoid confusion, please order glass doors on a separate page. Please Specify: 1. Door Style 2. Design 3. Number of Openings Open Frame 2 Lites 4 Lites 6 Lites 8 Lites 9 Lites 10 Lites Other	Front	Back	<table style="width: 100%;"> <tr> <td style="width: 50%;">Prepay</td> <td style="width: 50%;">COD</td> </tr> <tr> <td>Credit Card On File</td> <td>Credit Card Below</td> </tr> </table>	Prepay	COD	Credit Card On File	Credit Card Below																																																																																																																											
Classic (Slab)	IS 100																																																																																																																																								
V-Groove	IS 200																																																																																																																																								
Prepay	COD																																																																																																																																								
Credit Card On File	Credit Card Below																																																																																																																																								
<table style="width: 100%;"> <tr> <td colspan="2" style="text-align: center;">RC (Rounded Corner) Doors Circle door series and panel design</td> </tr> <tr> <td>RC 100</td> <td>RC 200</td> </tr> <tr> <td>RC 300</td> <td>RC 400</td> </tr> <tr> <td>RC 500</td> <td>Avanti</td> </tr> </table>	RC (Rounded Corner) Doors Circle door series and panel design		RC 100	RC 200	RC 300	RC 400	RC 500	Avanti	X	#10 Cove #20 1/4" Round #30 1/4" Round with 1/16" Reveal 1/8" Round #50 Square Hedgewood Italia Other	<table style="width: 100%;"> <tr> <td style="width: 50%;">Raw MDF</td> <td style="width: 50%;">Raw MDF</td> </tr> <tr> <td>Primed MDF</td> <td>Primed MDF</td> </tr> <tr> <td>Frosty White PAINT</td> <td>White Melamine</td> </tr> <tr> <td>Antique White PAINT</td> <td>Painted White</td> </tr> <tr> <td>Almond PAINT</td> <td>Painted Antique</td> </tr> <tr> <td></td> <td>Painted Almond</td> </tr> </table>	Raw MDF	Raw MDF	Primed MDF	Primed MDF	Frosty White PAINT	White Melamine	Antique White PAINT	Painted White	Almond PAINT	Painted Antique		Painted Almond	<table style="width: 100%;"> <tr> <td style="width: 50%; text-align: center;">Thermofoil Specify face and back color from color chart</td> <td style="width: 50%; text-align: center;">Glaze (If available, applied to thermofoil only)</td> </tr> <tr> <td>Face:</td> <td>Almond</td> </tr> <tr> <td>Back:</td> <td>Amber</td> </tr> <tr> <td>Match Face* <input type="checkbox"/></td> <td>Mahogany</td> </tr> <tr> <td>White Back <input type="checkbox"/></td> <td>Van Dyke Brown</td> </tr> <tr> <td>Other*</td> <td></td> </tr> </table>	Thermofoil Specify face and back color from color chart	Glaze (If available, applied to thermofoil only)	Face:	Almond	Back:	Amber	Match Face* <input type="checkbox"/>	Mahogany	White Back <input type="checkbox"/>	Van Dyke Brown	Other*		<table style="width: 100%;"> <tr> <td colspan="2" style="text-align: center;">Expiration</td> </tr> <tr> <td colspan="2" style="text-align: center;">Alternate Ship Address? If yes, write below.</td> </tr> <tr> <td colspan="2" style="text-align: center;">Telephone #</td> </tr> <tr> <td colspan="2" style="text-align: center;">Preferred* Ship Method</td> </tr> <tr> <td>Forklift?</td> <td style="text-align: center;">Yes No</td> </tr> <tr> <td>UPS LTL PICK UP</td> <td style="text-align: center;">BEST WAY</td> </tr> </table>	Expiration		Alternate Ship Address? If yes, write below.		Telephone #		Preferred* Ship Method		Forklift?	Yes No	UPS LTL PICK UP	BEST WAY																																																																																								
RC (Rounded Corner) Doors Circle door series and panel design																																																																																																																																									
RC 100	RC 200																																																																																																																																								
RC 300	RC 400																																																																																																																																								
RC 500	Avanti																																																																																																																																								
Raw MDF	Raw MDF																																																																																																																																								
Primed MDF	Primed MDF																																																																																																																																								
Frosty White PAINT	White Melamine																																																																																																																																								
Antique White PAINT	Painted White																																																																																																																																								
Almond PAINT	Painted Antique																																																																																																																																								
	Painted Almond																																																																																																																																								
Thermofoil Specify face and back color from color chart	Glaze (If available, applied to thermofoil only)																																																																																																																																								
Face:	Almond																																																																																																																																								
Back:	Amber																																																																																																																																								
Match Face* <input type="checkbox"/>	Mahogany																																																																																																																																								
White Back <input type="checkbox"/>	Van Dyke Brown																																																																																																																																								
Other*																																																																																																																																									
Expiration																																																																																																																																									
Alternate Ship Address? If yes, write below.																																																																																																																																									
Telephone #																																																																																																																																									
Preferred* Ship Method																																																																																																																																									
Forklift?	Yes No																																																																																																																																								
UPS LTL PICK UP	BEST WAY																																																																																																																																								
<table style="width: 100%;"> <tr> <td colspan="2" style="text-align: center;">Square Raised Panels Circle door series and panel design</td> </tr> <tr> <td>Lexington</td> <td>Chesapeake</td> </tr> <tr> <td>SQ</td> <td>BCC</td> </tr> <tr> <td>SQ 300</td> <td></td> </tr> </table>	Square Raised Panels Circle door series and panel design		Lexington	Chesapeake	SQ	BCC	SQ 300		X	Notes:				<table style="width: 100%;"> <tr> <td colspan="2" style="text-align: center;">Shaker Doors Circle door series</td> </tr> <tr> <td>Shaker #1</td> <td>Shaker #2</td> </tr> <tr> <td>Shaker #3</td> <td>Shaker #4</td> </tr> </table>	Shaker Doors Circle door series		Shaker #1	Shaker #2	Shaker #3	Shaker #4																																																																																																																					
Square Raised Panels Circle door series and panel design																																																																																																																																									
Lexington	Chesapeake																																																																																																																																								
SQ	BCC																																																																																																																																								
SQ 300																																																																																																																																									
Shaker Doors Circle door series																																																																																																																																									
Shaker #1	Shaker #2																																																																																																																																								
Shaker #3	Shaker #4																																																																																																																																								
<table style="width: 100%;"> <tr> <td colspan="2" style="text-align: center;">5-Piece Doors - Circle door series and insert</td> </tr> <tr> <td style="width: 15%;">Door Series</td> <td style="width: 15%;">Panel Insert</td> <td style="width: 5%;">QTY</td> <td style="width: 15%;">WIDTH X HEIGHT</td> <td style="width: 15%;">NOTES</td> <td style="width: 5%;">QTY</td> <td style="width: 15%;">WIDTH X HEIGHT</td> <td style="width: 15%;">NOTES</td> </tr> <tr> <td>2000 Series</td> <td>Flat Panel</td> <td>1</td> <td>X</td> <td></td> <td>16</td> <td>X</td> <td></td> </tr> <tr> <td>2001 Series</td> <td>Bead Board</td> <td>2</td> <td>X</td> <td></td> <td>17</td> <td>X</td> <td></td> </tr> <tr> <td>2002 Series</td> <td>Colonial Raised</td> <td>3</td> <td>X</td> <td></td> <td>18</td> <td>X</td> <td></td> </tr> <tr> <td>2003 Series</td> <td>Cove Raised</td> <td>4</td> <td>X</td> <td></td> <td>19</td> <td>X</td> <td></td> </tr> <tr> <td>2003 Series</td> <td>Specify Edge</td> <td>5</td> <td>X</td> <td></td> <td>20</td> <td>X</td> <td></td> </tr> <tr> <td>2004 Series</td> <td>Slant Raised <i>(2001, 2002, 2005 Only)</i></td> <td>6</td> <td>X</td> <td></td> <td>21</td> <td>X</td> <td></td> </tr> <tr> <td>2004 Series</td> <td>Specify Edge</td> <td>7</td> <td>X</td> <td></td> <td>22</td> <td>X</td> <td></td> </tr> <tr> <td>2005 Series</td> <td>None (Glass Door)</td> <td>8</td> <td>X</td> <td></td> <td>23</td> <td>X</td> <td></td> </tr> <tr> <td>2005 Series</td> <td>Specify Edge</td> <td>9</td> <td>X</td> <td></td> <td>24</td> <td>X</td> <td></td> </tr> <tr> <td>2006 Series</td> <td>4-Light Grid(Glass)</td> <td>10</td> <td>X</td> <td></td> <td>25</td> <td>X</td> <td></td> </tr> <tr> <td></td> <td>6-Light Grid(Glass)</td> <td>11</td> <td>X</td> <td></td> <td>26</td> <td>X</td> <td></td> </tr> <tr> <td></td> <td>8-Light Grid(Glass)</td> <td>12</td> <td>X</td> <td></td> <td>27</td> <td>X</td> <td></td> </tr> <tr> <td></td> <td></td> <td>13</td> <td>X</td> <td></td> <td>28</td> <td>X</td> <td></td> </tr> <tr> <td></td> <td></td> <td>14</td> <td>X</td> <td></td> <td>29</td> <td>X</td> <td></td> </tr> <tr> <td></td> <td></td> <td>15</td> <td>X</td> <td></td> <td>30</td> <td>X</td> <td></td> </tr> </table>	5-Piece Doors - Circle door series and insert		Door Series	Panel Insert	QTY	WIDTH X HEIGHT	NOTES	QTY	WIDTH X HEIGHT	NOTES	2000 Series	Flat Panel	1	X		16	X		2001 Series	Bead Board	2	X		17	X		2002 Series	Colonial Raised	3	X		18	X		2003 Series	Cove Raised	4	X		19	X		2003 Series	Specify Edge	5	X		20	X		2004 Series	Slant Raised <i>(2001, 2002, 2005 Only)</i>	6	X		21	X		2004 Series	Specify Edge	7	X		22	X		2005 Series	None (Glass Door)	8	X		23	X		2005 Series	Specify Edge	9	X		24	X		2006 Series	4-Light Grid(Glass)	10	X		25	X			6-Light Grid(Glass)	11	X		26	X			8-Light Grid(Glass)	12	X		27	X				13	X		28	X				14	X		29	X				15	X		30	X								
5-Piece Doors - Circle door series and insert																																																																																																																																									
Door Series	Panel Insert	QTY	WIDTH X HEIGHT	NOTES	QTY	WIDTH X HEIGHT	NOTES																																																																																																																																		
2000 Series	Flat Panel	1	X		16	X																																																																																																																																			
2001 Series	Bead Board	2	X		17	X																																																																																																																																			
2002 Series	Colonial Raised	3	X		18	X																																																																																																																																			
2003 Series	Cove Raised	4	X		19	X																																																																																																																																			
2003 Series	Specify Edge	5	X		20	X																																																																																																																																			
2004 Series	Slant Raised <i>(2001, 2002, 2005 Only)</i>	6	X		21	X																																																																																																																																			
2004 Series	Specify Edge	7	X		22	X																																																																																																																																			
2005 Series	None (Glass Door)	8	X		23	X																																																																																																																																			
2005 Series	Specify Edge	9	X		24	X																																																																																																																																			
2006 Series	4-Light Grid(Glass)	10	X		25	X																																																																																																																																			
	6-Light Grid(Glass)	11	X		26	X																																																																																																																																			
	8-Light Grid(Glass)	12	X		27	X																																																																																																																																			
		13	X		28	X																																																																																																																																			
		14	X		29	X																																																																																																																																			
		15	X		30	X																																																																																																																																			

It is the customer's responsibility to check acknowledgements for accuracy.
Report any errors immediately.

Please include a drawing if you are ordering intricate panels or special configurations.

Notes

MDF DRAWER FRONTS ORDER FORM

Use this order form for ordering MDF drawer fronts.

DATE _____ P.O.# _____ CONTACT _____

CUSTOMER _____

ADDRESS _____

CITY _____ STATE _____ ZIP _____

TELEPHONE _____ FAX NUMBER _____

Circle your selections from the categories listed below and to the right. Please fill out completely to avoid order delays.

Page _____ of _____	
Quote	Order
Please circle one. Unless quote is clearly marked, we will release this order for production.	
Rush Fee	
YES	NO
20% Rush Fee added to order. \$10 minimum.	

Flat Panel Drawer Fronts Classic (Slab) IS 100 V-Groove IS 200			Edge C2 #10 Cove #20 1/4" Round #30 1/4" Round with 1/16" Reveal 1/8" Round #50 Square Hedgewood Italia Other		Specify Finish Circle one choice from each column		Payment Method Prepay COD Credit Card Credit Card On File Below	
RC (Rounded Corner) Drawers Circle door series RC 100 RC 200 RC 300 RC 400 RC 500 Avanti			Drawer Front Most 1-Piece raised drawer fronts will have 2" stiles and 1" rails unless you have specified otherwise. (Note: See SQ 300 info for rail and stile detail.)	Thermofoil Specify face and back color from color chart		Glaze (If available, applied to thermofoil only)		Expiration Alternate Ship Address? If yes, write below.
Square Raised Panel Drawer Fronts Circle door series Lexington Chesapeake SQ BCC SQ 300			Notes:		Face: Back: Match Face* <input type="checkbox"/> White Back <input type="checkbox"/> Other*		Telephone # Preferred* Ship Method Forklift? Yes No UPS LTL PICK BEST UP WAY	
Shaker Drawer Fronts Circle door series Shaker #1 Shaker #2 Shaker #3 Shaker #4		*If available. If no back treatment is chosen, white back will be used.		*If possible, preferred method will be used. Due to size limitations, some orders cannot ship UPS. Orders best suited for LTL shipment will be subject to additional fees if box count exceeds usual & customary.		Doors - Vertical Grain application Drawer Fronts - Horizontal Grain		

5-Piece Drawer Fronts		QTY	WIDTH X HEIGHT	NOTES	QTY	WIDTH X HEIGHT	NOTES
Circle door series and insert		1	X		16	X	
Door Series	Panel Insert	2	X		17	X	
2000 Series	Flat Panel	3	X		18	X	
2001 Series	Bead Board	4	X		19	X	
2002 Series	None	5	X		20	X	
2003 Series	Specify Edge	6	X		21	X	
2004 Series		7	X		22	X	
2005 Series	Specify Edge 1/8" or Square Only	8	X		23	X	
2006 Series		9	X		24	X	
		10	X		25	X	
		11	X		26	X	
		12	X		27	X	
		13	X		28	X	
		14	X		29	X	
		15	X		30	X	

Please include a drawing if you are ordering intricate panels or special configurations.

Notes

It is the customer's responsibility to check acknowledgements for accuracy. Report any errors immediately.

MDF MOLDING ORDER FORM

Use this order form for molding and misc. items.

DATE _____ P.O.# _____ CONTACT _____

CUSTOMER _____















ADDRESS _____

CITY _____ STATE _____ ZIP _____

TELEPHONE _____ FAX NUMBER _____

Circle your selections from the categories listed below and to the right. Please fill out completely to avoid order delays.

Page _____ of _____	
Quote	Order
Please circle one. Unless quote is clearly marked, we will release this order for production.	
Rush Fee	
YES	NO
20% Rush Fee added to order. \$10 minimum.	

Quantity Sticks/Pieces	Description (Moldings sold in 8' lengths)	Specify Finish	Payment Method	
	3 5/8" Crown 	Raw MDF	Prepay <input type="checkbox"/> COD <input type="checkbox"/>	
	4 5/8" Crown 		Credit Card On File <input type="checkbox"/> Credit Card Below <input type="checkbox"/>	
	5 5/8" Crown 	Primed MDF	Expiration _____	
	5 5/8" Crown w/Rope Trim 			
	5 1/2" Crown 	Painted MDF Frosty White <input type="checkbox"/> Antique White <input type="checkbox"/> Almond <input type="checkbox"/>	Alternate Ship Address? <input type="checkbox"/> If yes, write below.	
	4 3/8" Cove 		Thermofoil Specify Foil Color from Color Chart	Telephone # _____
	4" Top Mount 			Preferred* Ship Method
	Shaker Top Mount 	Glaze Finish (added to Thermofoil Color above) Almond <input type="checkbox"/> Amber <input type="checkbox"/> Mahogany <input type="checkbox"/> Van Dyke Brown <input type="checkbox"/>	Forklift? Yes <input type="checkbox"/> No <input type="checkbox"/>	
	3 1/2" Base/Door Trim 		UPS <input type="checkbox"/> LTL <input type="checkbox"/> PICK UP <input type="checkbox"/> BEST WAY <input type="checkbox"/>	
	4" Traditional Base 		*If possible, preferred method will be used. Due to size limitations, some orders cannot ship UPS. Orders best suited for LTL shipment will be subject to additional fees if box count exceeds usual & customary.	
	3 1/2" 4-Bead Molding 			
	3" Stock Flute 			
	Custom Flute _____w X _____h Start & Stop points _____ (If nothing marked, flutes will run length of piece)			
	Custom Flute with Routed Rosettes _____w X _____h Start & Stop points _____ Rosettes will be centered in remaining space at top and bottom unless otherwise specified.			
	3" x 3" x 1" Rosette Block			
	5 1/2" x 5 1/2" x 1" Rosette Block			
	9" x 5" x 1" Plinth Block Edge Instructions?			
	2002DF Light Rail (Plain)	Miscellaneous	Sample Packs	
	2002DF Light Rail w/Dentil Accent			
	2002DF Light Rail w/Rope Accent	Bead Board _____ No. of Sheets _____ (24"w x 96"h sheets unless specified)	Qty _____	
	2 1/2" Molded Light Rail		Unfinished Pack <input type="checkbox"/>	
	1" Scribe 	Foil Material (Specify Color) _____ Average 50"w x _____ lineal ft.	Thermofoil Pack #1 <input type="checkbox"/>	
	1 1/2" Scribe 		Thermofoil Pack #2 <input type="checkbox"/>	
	3/4" Screen Molding		Primed/Finished Pack <input type="checkbox"/>	
	3/4" Beaded Screen Molding	Header (See page 11 for more information.)	Glazed Sample Pack <input type="checkbox"/>	
	1 1/2" Double Beaded Molding		Deluxe Sample Pack <input type="checkbox"/>	
	3/4" Quarter Round	Valance (See page 11 for more info. Specify all dimensions and edge instructions to avoid delay.)		
	Outside Corner Round			
	3/4" Inside Cove Molding			
	Quarter Round Shelves			

It is the customer's responsibility to check acknowledgements for accuracy.
Report any errors immediately.